tna

For Better Protection


TANDA UK LTD.
Warwick House, 65-66 Queen Street
London, EC4R 1EB

T : +44 345 116 2945
E : info@tandauk.com
F : www.tandauk.com

TANDA FZC. (UAE DISTRIBUTOR)
P.O. Box 54638, Technology Park
RAK Free Zone, United Arab Emirates

T : +971 7 243 3775
E : info@tandauk.com
F : www.tandauk.com


© 2017 TANDA UK LTD. All Rights Reserved.

tna

For Better Protection

INTELLIGENT ADDRESSABLE

# FIRE ALARM SYSTEM

LPCB UKAS CE

# TABLE OF CONTENT

4 Company Profile
6 Control Panel
7 Graphic Monitor Software
8 Repeaters
9 Power Supply
10 Detectors
11 Manual Call Point
12 Detector Bases
14 Beam Detector
15 Modules
18 Sounder Strobes
20 Fire Telephone Panels
21 Telephone Stations
22 TNA System Flatform

## COMPANY PROFILE

TANDA UK Ltd., offers its authorized clients free of charge comprehensive Technical Training that covers Installation, Programming, System Configuration and maintenance.

TANDA UK Ltd., has a strong management team and a capable R&D team, which has accumulated over 10 years rich experience in design, production and sales of intelligent fire alarm systems. TANDA UK Ltd. operates as subsidiary of TANDA Technology Ltd which has a production base occupies over 20,000 square meters area and is equipped with automatic SMT production lines with a total annual production capacity of 13,500,000 detectors and modules as well as 35,000 units of intelligent fire alarm control panels in strict conformity with ISO9001 and ISO14001.

TANDA UK Ltd., with its high quality products, visionary of R&D team, skills of marketing and sales team, accurate pricing TANDA has set its goal to position itself within the top 5 companies in the fire alarm industry within 5 years of gaining the certifications. For this goal TANDA has put the fundamental stone for three active operation centers in UK, Turkey and UAE in order to be closed to clients and meet their requirements.

TANDA UK Ltd., takes always customers' needs above all priorities in order to deliver the best solutions that suit the requirements of market competition in terms of quality and technology without neglecting the great importance of the budget and after sales services.

TANDA UK Ltd., has been founded to be the best choice for clients not only because of its product range and prices but also for its fundamental principle to providing clients with timely Sales and Technical support short cutting formalities barriers that usually tremendously reflect on the response time upon critical needs.

## APPROVALS
## LPCB / EC-CPR

**TX7004**

**Intelligent Addressable Control and Indicating Equipment**

EN 54-12
1330h-(cl-1)

**Feature and Benefits**

- EN54-2:1997+A1:2006; EN54-4:1997+A1:2002+A2:2006 Certified
- LPCB Approved
- Advance microprocessor technology with Large memory capacity fire dectection panel, available in a 1, 2 or 4 loop assembly
- Enhance user interface combining wide LCD Touch screen, color display and keypad access
- Support real time visual algorithm
- Enhance false alarm prevention
- Keypad and PC programming
- Built-in 4-in-1Multiple interface protocol such as USB/ Ethernet/ CanBus/ Serial RS232 & 485 ( For TX7004 only)
- Support Loop Powered devices for extra saving on cable cost
- Built-In Printer and 160 LED Zones Indicators

**Commissioning Advantage**

- Auto Enrolling of Devices
- Loop Mapping with colour coding status
- Monitor device mismatch and dual address conflict
- Command Builder to create requirements for fire event scenario
- With Loop protection against power surge
- One-man test with On/Off sounder Programming Protection

**System Capacity**

- Up to 1-6 loop (6 loop standalone)
- Support 254 Devices (1,524 ideal)
- Network up to 512 Node
- Programmable Capacity
- Zones up to 3000
- Groups up to 3000

**Technical Specification**

| | |
|---|---|
| Approvals | LPCB / CE-CPR |
| Input Voltage | 100VAC to 240 VAC 50/60Hz |
| Network Panel to panel | 512 Panels- Single Ring [Ideal] |
| Communication Card | USB, CanBus, RS485/RS232 Serial, Ethernet (Built-in to TX7004, Optional to TX7004-1/2) |
| Memory [Non-Volatile] | 1000 Fire Events, 10,000 General Event |
| Protocol/Addressing | T&A, Value range from 1 to 254 |
| No. of Loop | 1, 2, 4, 6 Loop |
| Protection | 4kV Surge protection (Built-in) |
| Panel Input/outputs | |
| Programmable Relays | 4 circuits: Normally Open/Close |
| Programmable Input | 1 Circuit: Power limited 24Vdc |
| Programmable Aux Power | Limited 24VDC |
| Fixed Outputs | 2 Circuits: Power limited 24Vdc |
| Indicator | 24 LED Status/ 160 Zone Indicators |
| Display | 7" TFT Touch Screen |
| Keypad | 5 Brigade buttons and Programming Keypad |
| Material / Color | Flat sheet Metal / with outer glass door |
| Dimension Lx W x H | 530 mm x 490 mm x 135 mm |
| Weight | 16.70 Kg |
| Humidity | 0 to 95% Relative Humidity, Non condensing |

**LC7004**

**Dual Loop Card**

EN 54-12
1330h-(cl-1)

**NC7004**

**4-in-1 Communication Card**

EN 54-12
1330h-(cl-1)

**Optional Cards**

- Optional Cards to be added on the panel as required
- Compatibe with TX7004 control panel
- No card positioning and addressing is required
- Plug-in terminals, field wiring terminals are removable
- Easy to install

**TX7812**

**Graphic Monitor Center Software**

**Feature and Benefits**

- Easy to use, direct and complete fire alarm graphic software
- Auto Display of all kinds of event such as Fire, Pre-alarm, Action, Supervisory, Disable and Fault in different color.
- Display the full device details, time of alarm and location and maintenance record folder.
- User privileges can be defined
- Support local panel remote control
- Support common toolbar for quick operation.

**Technical Specification**

| | |
|---|---|
| Operating Software | Windows 7, 8 and Windows 10 |
| CPU | P4 1G or Higher |
| RAM | 2G |
| HDD | 8G |
| System Type | 32 or 64 Bit OS |

**TX7330**

**Addressable LCD Passive Repeater Panel**

**Feature and Benefits**

- EN54-2 Compliance
- Loop Fire display passive repeater panel
- Built-in MCU processor and digital addressing
- Fast response of audible and visible signal from the panel
- Direct access common keys such as MUTE, UP, DOWN and BROWSE.
- Programmable Zone Display such as All Zone, Single Zone and Three Adjacent Zone
- LED status indicator
- Onsite Adjustable Parameter
- Compact size and aesthetically pleasing design
- Surface mounting with fix base for simple installation

**Technical Specification**

| | |
|---|---|
| Compliance | EN 54-2: 1997+A1: 2006 |
| Input Voltage | Loop Power: 24VDC [16V to 28V] |
| External PSU: | 24VDC [20 to 28V] |
| Current Consumption | Loop: Standby: 1mA, Alarm: 1.2mA |
| External PSU: | Standby: 25mA, Alarm: 80mA |
| Display: | LCD |
| Memory Capacity | Up to 300 fire event history |
| Number per loop | Up to 254 units (ideal) |
| Material / Colour | ABS / White Glossy finishing |
| Dimension / LWH | 180mm x 110 mm x44 mm |
| Weight | 300g (with Base), 256g (without Base) |
| Operating Temperature | 0°C to +40°C |

**TX7930**

**Handheld Programmer**

**Feature and Benefits**

- Use to softly address and set the parameters of the devices according to the user choice.
- Directly displayed the existing parameters of the device before it configure
- Supplied pluggable cable with end alligator clip to hold tight the terminals
- Screw terminal that allow to connect any alternative cable if the supplied cable is lost
- LCD display and functional keys
- Low current consumption for longer battery lifespan
- Built-in short circuit protection
- Auto power-off within 5 minutes

**Technical Specification**

| | |
|---|---|
| Battery Required | 2X1.5 AA / Included |
| Current Consumption | Standby 0μA, In-use: 3mA |
| Protocol | T&A |
| Material / Colour | ABS / Grey Glossy finishing |
| Dimension / LWH | 130 mm x 54 mm x28 mm |
| Humidity | 0 to 95% Relative Humidity, Non condensing |

**TX7331**

**Mimic Panel**

**Feature and Benefits**

- Loop Mimic Panel Parts Kits (Supplied without Cabinet)
- Alarm LED display of a device or zone or group
- Send sound alarm signal with the controller
- Can display up to 256 alarm points
- Fully monitored and self-test function

**Technical Specification**

| | |
|---|---|
| Input Voltage | Loop Power: 24VDC [16V to 28V] |
| External PSU: | 24VDC [20 to 28V] |
| Current Consumption | Loop: Standby: 1mA, Alarm: 1.2mA |
| External PSU: | Standby: 25mA, Alarm: 80mA |
| Number per loop | Up to 254 units (ideal) |
| Operating Temperature | 0°C to +40°C |
| Humidity | 0 to 95% Relative Humidity, Non condensing |

**TX24-5A**
**TX24-10A**

**Intelligent Power Supply Unit**

**Feature and Benefits**

- EN54-4 Compliance
- Intelligent 5 or 10 Amphere power supply unit
- Addressable and can sit on the loop
- Digital display of output voltage and load current
- Added protection against over charge,overload and over usage
- Fully monitored with self-test function
- Wall mount installation

**Technical Specification**

| | |
|---|---|
| Compliance | EN54-4 |
| Main Power | AC220V[110-240V]<br>50/60Hz, 130W (TX24-5A)<br>50/60Hz, 270W (TX24-10A) |
| Secondary Power | 24VDC/12AH (Recommended sealed lead acid battery) |
| Output power | 120W; 24VDC/5 Amphere (TX24-5A)<br>240W; 24VDC/10 Amphere (TX24-5A) |
| Protocol/Addressing | T&A, Value range from 1 to 254 |
| Switching Time | No delay |
| Indicator | Numerical display |
| Material / Colour | Flat sheet metal / Light gray |
| Dimension | L:400 x H:320 x W:120 mm (TX24-5A)<br>L:400 x H:380 x W:135 mm (TX24-10A) |
| IP Grade | IP30 / Indoor application |
| Operating Temperature | -10°C to +50°C |
| Humidity | 0 to 95% RH, Non condensing |

**TX7100**

**Intelligent Optical Smoke Detector**

EN 54-7
1330b(cl-1)

**Feature and Benefits**

- EN 54-7:2000 + A1:2002 +A2:2006 Certified
- LPCB Approved
- Optical Smoke analogue sensor and digital communication
- Using microprocessor technology with memory capacity up to 10 events
- Provide real time algorithm to the control panel
- Smart linear drift compensation
- Onsite adjustable parameter
- 360-degree visual indicator
- Removable chamber against dust & small insect
- Ancillary remote indicator output
- Aesthetically pleasing design

**Technical Specification**

| | |
|---|---|
| Approvals | LPCB / CE-CPR |
| Input Voltage | 24VDC [16V to 28V] |
| Current Consumption | Standby 0.6mA, Alarm:4mA |
| Protocol/Addressing | T&A, Value range from 1 to 254 |
| Sensitivity | As per stipulated standard |
| Indicator | Single LED / 360-degree Visual |
| Material / Colour ABS | White Glossy finishing |
| Dimension / Height | Diameter 99.7 mm / 57 mm |
| Weight | 145g (with Base), 90g (without Base) |
| Operating Temperature | -10°C to +50°C |
| Humidity | 0 to 95% Relative Humidity, Non condensing |

**TX7120**

**Intelligent Addressable Heat and Smoke Detector**

**Feature and Benefits**

- EN54-29 Compliance
- Smoke and Heat analogue sensor and digital communication
- Using microprocessor technology with memory capacity up to 10 events
- Analogue sending and digital addressing
- Provide real time algorithm to the control panel
- Smart linear drift compensation
- 360-degree visual indicator
- Onsite Adjustable Parameter
- Removable chamber against dust and small insect
- Ancillary remote indicator output
- Aesthetically pleasing design

**Technical Specification**

| | |
|---|---|
| Approvals | LPCB Pending |
| Input Voltage | 24VDC [16V to 28V] |
| Current Consumption | Standby 0.6mA, Alarm: 4mA |
| Protocol/Addressing | T&A, Value range from 1 to 254 |
| Smoke Sensitivity | As per stipulated standard |
| Heat Class Type | A2R |
| Indicator | Single LED / 360-degree Visual |
| Material / Colour | ABS / White Glossy finishing |
| Dimension / Height | Diameter 99.7 mm / 57 mm |
| Weight | 145g (with Base), 90g (without Base) |
| Operating Temperature | -10°C to +50°C |
| Humidity | 0 to 95% RH, Non condensing |

EN 54-5
1330c(cl-1)

**TX7110**

**Intelligent Dual Heat Detector**

**Feature and Benefits**

- EN 54-5:2000 + A1:2002 Certified
- LPCB Approved
- Using microprocessor technology with memory capacity up to 10 events
- Fixed and Rate of Rise Analogue sensor and digital communication
- Provide real time algorithm to the control panel
- 360-degree visual indicator
- Onsite Adjustable Parameter
- Ancillary remote indicator output
- Aesthetically pleasing design

**Technical Specification**

| | |
|---|---|
| Approvals | LPCB / CE-CPR |
| Input Voltage | 24VDC [16V to 28V] |
| Current Consumption | Standby 0.6mA, Alarm: 4mA |
| Protocol/Addressing | T&A, Value range from 1 to 254 |
| Heat Class Type | A1R |
| Indicator | Single LED / 360-degree Visual |
| Material / Colour | ABS / White Glossy finishing |
| Dimension / Height | Diameter 99.7 mm / 57 mm |
| Weight | 127g (with Base), 72g (without Base) |
| Operating Temperature | -10°C to +50°C |
| Humidity | 0 to 95% Relative Humidity, Non condensing |

EN 54-11
1330g(cl-1)

**TX7140**

**Addressable Manual Call Point**

**Feature and Benefits**

- EN54-11:2001 + A1:2005 Certified
- LPCB Approved
- Using microprocessor technology
- Digital addressing
- Non-breakable glass and hammerless
- Safe to operate and easy to reset
- Recessed mount. Optional TX7140-MB for surface mount

**Technical Specification**

| | |
|---|---|
| Approvals | LPCB / CE-CPR |
| Input Voltage | 24VDC [16V to 28V] |
| Current Consumption | Standby 0.6mA, Alarm: 1.1mA |
| Protocol/Addressing | T&A, Value range from 1 to 254 |
| Indicator | Single LED / Steady On-when pressed |
| Material / Colour | ABS / RED Glossy finishing |
| Dimension | 95 mm x 95 mm x 46 mm |
| Weight | 148g (with Base), 95g (without Base) |
| Class | Type A (Optional weatherproof box for outdoor application) |
| Operating Temperature | -10°C to +55°C |
| Ingress Protection Rating | IP43 |
| Humidity | 0 to 95% Relative Humidity, Non condensing |

**TX7980**

**TNA Standard Detector Base**

EN 54-7
1330b(cl-1)

**Feature and Benefits**

- Used to mount intelligent smoke, heat, multi-sensor and sounder strobe base.
- No electronics circuit

**Technical Specification**

| | |
|---|---|
| Approvals | LPCB / CE |
| Material / Colour | ABS / White Glossy finishing |
| Dimension / Height | Diameter 99.7 mm / 15mm |
| Weight | About 55g |
| Operating Temperature | -10°C to +50°C |
| Humidity | 0 to 95% RH, Non condensing |

**TX7232**

**Short Circuit Isolator Base**

**Feature and Benefits**

- EN 54-17 and EN54-13 Compliance
- In the event of a short circuit isolates faulty parts of the loop.
- Automatically resetting once the fault has been cleared
- Can monitor up to 70 devices
- LED status indicator
- Loop powered device
- Aesthetically pleasing design
- Surface mounting with fix base for simple installation

**Technical Specification**

| | |
|---|---|
| Input Voltage | 24VDC [16V to 28V] |
| Current Consumption | Standby 0.15mA, Alarm: 2Ma |
| Protocol | T&A |
| Number of monitored | Maximum up to 70 Devices |
| Output Impedance | 480 ohms |
| Indicator Status | Normal: Single blink/Active: Steady-on |
| Material / Colour | ABS / White Glossy finishing |
| Dimension / Height | Diameter 100.7 mm / 35mm |
| Weight | About 55g |
| Operating Temperature | -10°C to +50°C |
| Humidity | 0 to 95% RH, Non condensing |

**TX7302**

**Addressable Sounder Strobe Base**

**Feature and Benefits**

- EN54-3 Compliance
- 8 high-light LEDs Loop powered sounder strobe detecor base
- Can be activated by the attached detector
- Built-in MCU processor and digital addressing
- 17 tones Programmable sound output
- Programmable Evacuate or Pre-alarm/Evacuate signal
- Programmable One or Two address mode
- Onsite Adjustable Parameters
- Mounting base using TX7930 (Excluded)
- Aesthetically pleasing design

**Technical Specification**

| | |
|---|---|
| Approvals | Pending |
| Input Voltage | Loop Power: 24VDC [16V to 28V] |
| Saving Current | Standby 2mA, Alarm: 5mA[Loop powered] |
| Protocol/Addressing | T&A, Value range from 1 to 254 |
| Addressing Mode | Single Mode: Alarm tone<br>Dual Mode 1: 1st Pre-alarm / 2nd Alarm<br>Dual Mode 2: 1st Alarm / 2nd Pre-alarm |
| Material / Colour | ABS / White Glossy finishing |
| Diameter / Height | D: 140 mm/ H:59.1 mm (with cover) |
| Weight | 198g |
| Class | Indoor use / IP20 Ingress Rating |
| Operating Temperature | -10°C to +50°C |
| Humidity | 0 to 95% RH, Non condensing |

**TX7322**

**Addressable Sounder Base**

**Feature and Benefits**

- EN54-3 Compliance
- Loop powered sounder detecor base
- Can be activated by the attached detector
- Built-in MCU processor and digital addressing
- 17 tones Programmable sound output
- Programmable Evacuate or Pre-alarm/Evacuate signal
- Programmable One or Two address mode
- Onsite Adjustable Parameters
- Mounting base using TX7930 (excluded)
- Aesthetically pleasing design

**Technical Specification**

| | |
|---|---|
| Input Voltage | Loop Power: 24VDC [16V to 28V] |
| Saving Current | Standby 0.8mA, Alarm: 4mA[Loop powered] |
| Protocol/Addressing | T&A, Value range from 1 to 254 |
| Addressing Mode | Single Mode: Alarm tone<br>Dual Mode 1: 1st Pre-alarm / 2nd Alarm |
| Material / Colour | ABS / White Glossy finishing |
| Diameter / Height | D: 140 mm/ H:59.1 mm (with cover) |
| Weight | 194g |
| Class | Indoor use / IP20 Ingress Rating |
| Operating Temperature | -10°C to +50°C |
| Humidity | 0 to 95% RH, Non condensing |

**TX7130**

**Conventional Reflective Beam Detector**

EN 54-12
1330a-(cl-1)

0832-CPR-F1301
Y17

**Feature and Benefits**

- EN 54-12:2002 Compliance
- LPCB Certified
- Hassle free alignment, built with digital guide display and laser beam pointer
- Employ single-ended design through reflective mirror
- Four ranges wide monitoring from 8-100 meters via encoder
- Three users programing sensitivity adjustment
- Built-in microprocessor
- Self-diagnosis function can monitor for internal faults
- Automatic compensation for factors weakening received signals, such as dust contamination, positional movement and ageing of the transmitter
- Fire and Fault interfacing relays
- Attractive and pleasing appearance
- Real User friendly alignment method

**Technical Specification**

| | |
|---|---|
| Approvals | LPCB / CE-CPR |
| Operating Voltage | 20 V to 28 V DC |
| Current Parameters | Standby:23mA Commission:56mA Alarm:33mA |
| Beam Sensor Sensitivity | Level 1: 2.6 dB High Sensitivity<br>Level 2: 3.8 dB Medium Sensitivity<br>Level 3: 5.8 dB Low Sensitivity |
| Beam Pathway Length | Span 1: 8 to 20 meters Short Path (1x mirror reflector required)<br>Span 2: 20 to 40 meters Short Path (1x mirror reflector required)<br>Span 3: 40 to 70 meters Normal Path (4x mirror reflector required)<br>Span 4: 70 to 100 meters Long Path (4x mirror reflector required) |
| Beam Path Angle | ±0.4° Directional |
| Alignment Guide | Laser Beam Pointer |
| Digital Display Guide | Nixie Tube |
| LED Indicator Guide | Red: Fire; Yellow: Fault; Green: Alignment |
| Reset Time | Less than 2 Second (Power Cut) |
| Relay Capacity [Fire/Fault] | Normally Open/ 2.0 A; 30 VDC |
| Material / Colour | ABS / White |
| Dimension / Weight | L:190.87 x W:126.87 x H:91.96 mm / 440 gm |
| Weight | 0.130 Kg with base |
| Accessories | Mounting Bracket/ TX7130-R 4 x Mirror Reflector (TX7930 sold separately) |
| Operating Temperature | -10°C to 55°C |
| Protection Rating | IP30 [IP66 glue seal-For permanent fixing] Indoor Application |
| Humidity | 0 to 95% RH, Non condensing |

**TX7200**

**Addressable Input Module**

**Feature and Benefits**

- EN54-18 Compliance
- Built-in MCU processor and digital addressing
- Fire or Supervisory signal configuration
- Input cable monitored
- Normally open configuration
- LED status indicator
- Loop powered device
- Aesthetically pleasing design
- Surface mounting with fix base for simple installation

**Technical Specification**

| | |
|---|---|
| Input Voltage | 24VDC [16V to 28V] |
| Current Consumption | Standby 0.6mA, Alarm: 1.0mA |
| Protocol/Addressing | T&A, Value range from 1 to 254 |
| Input Relay | Normally Open dry contact |
| Input Resistance | 5.1Kohms/ ¼ W |
| Indicator Status | Normal: Single blink/Active: Steady/Fault: Double Blink |
| Material / Colour | ABS / White Glossy finishing |
| Dimension / LWH | 108 mm x 86 mm x38 mm |
| Weight | 155g (with Base), 85g (without Base) |
| Operating Temperature | -10°C to +50°C |
| Ingress Protection Rating | IP30 - For Indoor use |
| Humidity | 0 to 95% RH, Non condensing |

**TX7201**

**Addressable Zone Monitor Module**

**Feature and Benefits**

- EN54-18 Compliance
- Built-in MCU processor and digital addressing
- Intelligent self-diagnosis of open circuit
- Enhanced capacity of interference resistance by using multilevel wave filtering process
- LED status indicator
- Onsite Adjustable Parameter
- Aesthetically pleasing design
- Parallel connecting up to 16 conventional detector
- Unit mounting with fix base for simple installation

**Technical Specification**

| | |
|---|---|
| Compliance | EN54-18:2005/AC2007 |
| Input Voltage | Loop Power:24VDC [16V to 28V] |
| Current Consumption | Loop: Standby 1.3mA, Alarm: 5mA |
| External PSU | Standby10mA, Alarm: 60mA |
| Control output voltage | 24VDC (Only for the use of TX7130, do not allow the short circuit) |
| End of line Resistance | 5.1Kohms/ ¼ W |
| Protocol/Addressing | T&A, Value range from 1 to 254 |
| Indicator Status | Normal: Single blink/Active: Steady/Fault: Double Blink |
| Material / Colour | ABS / White Glossy finishing |
| Dimension / LWH | 108 mm x 86 mm x38 mm |
| Weight | 154g (with Base), 83g (without Base) |
| Ingress Protection Rating | IP30 |

**TX7210**

**Addressable Single Input-output Module**

EN 54-18
1330e(cl-1)

0832-CPR-F1830
Y17

**Feature and Benefits**

- EN54-18:2005 Certified
- LPCB Approved
- Built-in MCU processor and digital addressing
- 24Vdc/3A Output relay contact and Control module
- Fire or Supervisory input signal configuration
- LED status indicator
- Onsite Adjustable Parameter
- Loop powered or external power supply
- Aesthetically pleasing design
- Surface mounting with fix base for simple installation

**Technical Specification**

| | |
|---|---|
| Approvals | LPCB / CE-CPR |
| Input Voltage | Loop Power:24VDC [16V to 28V] |
| Current Consumption | Loop: Standby 0.6mA, Alarm: 1.6mA |
| External PSU | Standby 0.6mA, Alarm: 45mA |
| Control output voltage | 24VDC / 3A rating |
| Input Relay | Normally Open dry contact |
| Input Resistance | 5.1Kohms/ ¼ W |
| Protocol/Addressing | T&A, Value range from 1 to 254 |
| Indicator Status | Normal: Single blink/Active: Steady/Fault: Double Blink |
| Material / Colour | ABS / White Glossy finishing |
| Dimension / LWH | 108 mm x 86 mm x38 mm |
| Weight | 170g (with Base), 92g (without Base) |
| Operating Temperature | -10°C to +50°C |
| Ingress Protection Rating | IP30 |
| Humidity | 0 to 95% RH, Non condensing |

**TX7220**

**Addressable Dual Input-output Module**

**Feature and Benefits**

- EN54-18 Compliance
- Built-in MCU processor and digital addressing
- Two circuits 24Vdc/3A Output relay contact and Control module
  Or Two circuits Input Fire or Supervisory signal configuration
- LED status indicator
- Onsite Adjustable Parameter
- Loop powered or external power supply
- Aesthetically pleasing design
- Surface mounting with fix base for simple installation

**Technical Specification**

| | |
|---|---|
| Input Voltage | 24VDC [16V to 28V] |
| Current Consumption | Loop: Standby 0.6mA, Alarm: 2.6mA |
| External PSU | Standby 0.6mA, Alarm: 45mA |
| Control output voltage | 24VDC / 3A rating (per circuit) |
| Other Specification | Identical with TX7220 |

**TX7230**

**Analogue Addressable Isolator Module**

EN 54-17
1330f(cl-1)

0832-CPR-F1831
Y17

**Feature and Benefits**

- EN54-17:2005 Certified
- LPCB Approved
- In the event of a short circuit isolates faulty parts of the loop.
- Automatically resetting once the fault has been cleared
- Can monitor up to 70 devices
- LED status indicator
- Loop powered device
- Aesthetically pleasing design
- Surface mounting with fix base for simple installation

**Technical Specification**

| | |
|---|---|
| Approval | LPCB / CE-CPR |
| Input Voltage | 24VDC [16V to 28V] |
| Current Consumption | Standby 0.15mA, Alarm: 1.8Ma |
| Protocol | T&A |
| Number of monitored | Maximum up to 70 Devices |
| Output Impedance | 480 ohms |
| Indicator Status | Normal: Single blink/Active: Steady-on |
| Material / Colour | ABS / White Glossy finishing |
| Dimension / LWH | 108 mm x 86 mm x38 mm |
| Weight | 152g (with Base), 81g (without Base) |
| Humidity | 0 to 95% Relative Humidity, Non condensing |

**TX7211**

**Addressable Sounder Circuit Module**

**Feature and Benefits**

- EN54-18 Compliance
- Drive power to conventional sounder or fire bell
- LED status indicator
- Aesthetically pleasing design
- Surface mounting with fix base for simple installation

**Technical Specification**

| | |
|---|---|
| IInput Voltage | 24VDC [16V to 28V] |
| Current Consumption | Loop: Standby 1.5mA, Alarm: 10mA |
| External PSU | Standby 4mA, Alarm: 500mA |
| End of Line Resistor | 5.1 Kohms |
| Other Specification | Identical with TX7220 |
| Material / Colour | ABS / White Glossy finishing |
| Dimension / LWH | 108 mm x 86 mm x38 mm |
| Weight | 170g (with Base), 92g (without Base) |
| Humidity | 0 to 95% Relative Humidity, Non condensing |

**TX7300**

**Addressable Sounder Strobe**

EN 54-3
1330d(cl-1)

0832-CPR-F1829
Y17

**Feature and Benefits**

- EN54-3:2001 + A1:2002 + A2:2006 Certified/ LPCB Approved
- Built-in MCU processor and digital addressing
- 17 tones Programmable sound output
- Programmable types such as Sounder-Strobe, Sounder or Strobe only
- Programmable Evacuate or Pre-alarm/Evacuate signal
- Low and normal consumption mode
- One or Two addresses mode
- 10 Highlights LED status cluster
- Onsite Adjustable Parameters
- Loop or external power input
- Aesthetically pleasing design
- Ceiling or wall mount installation

**Technical Specification**

| | |
|---|---|
| Approvals | LPCB / CE-CPR |
| Input Voltage | Loop Power: 24VDC [18V to 27.5V]<br>External PSU: 24 VDC [20V to 27.5V] |
| Typical Current<br>[Loop and External PSU] | Loop: Standby 0.6mA, Alarm: 1.5mA<br>External PSU: Standby 0.6mA, Alarm: 15mA |
| Saving Current | Standby 1.2mA, Alarm: 9mA[Loop powered] |
| Protocol/Addressing | T&A, Value range from 1 to 254 |
| Dual Address | 1st Alert Tone / 2nd Evacuate tone |
| Sound Level Pressure | 102 dB(A) at 1 meter/ tone 14 |
| Strobe Light | 10 Highlights LED |
| Material / Colour | ABS / RED Glossy finishing |
| Dimension / Height | Diameter 110 mm / 39.6 (with Base) |
| Weight | 180g (with Base), 114g (Without Base) |
| Class | Type A, Indoors , IP21 Ingress Rating |
| Operating Temperature | -10°C to +50°C |
| Humidity | 0 to 95% RH, Non condensing |

**TX7320**

**Addressable Sounder**

**Feature and Benefits**

- EN54-3 Compliance
- Built-in MCU processor and digital addressing
- 17 tones Programmable sound output
- Programmable Evacuate or Pre-alarm/Evacuate signal
- Low and normal consumption mode
- One or Two addresses mode
- Onsite Adjustable Parameters
- Loop or external power input
- Aesthetically pleasing design
- Ceiling or wall mount installation

**Technical Specification**

| | |
|---|---|
| Input Voltage | Loop Power: 24VDC [18V to 27.5V]<br>External PSU: 24 VDC [20V to 27.5V] |
| Typical Current<br>[Loop and External PSU] | Loop: Standby 0.6mA, Alarm: 1.5mA<br>External PSU: Standby 0.6mA, Alarm: 10mA |
| Saving Current | Standby 1.2mA, Alarm: 4mA[Loop powered] |
| Protocol/Addressing | T&A, Value range from 1 to 254 |
| Dual Address | 1st Alert Tone / 2nd Evacuate tone |
| Sound Level Pressure | 102 dB(A) at 1 meter/ tone 14 |
| Material / Colour | ABS / RED Glossy finishing |
| Dimension / Height | Diameter 110 mm / 39.6 (with Base) |
| Weight | 176g (with Base), 110g (Without Base) |
| Class | Type A, Indoors , IP21 Ingress Rating |
| Operating Temperature | -10°C to +50°C |
| Humidity | 0 to 95% RH, Non condensing |

**TX7301**

**Addressable Sounder Strobe**

**Feature and Benefits**

- EN54-3 Compliance
- Built-in MCU processor and digital addressing
- 17 tones Programmable sound output
- Programmable types such as Sounder-Strobe, Sounder or Strobe alone
- Programmable Evacuate or Pre-alarm/Evacuate signal
- Low and normal consumption mode
- One or Two addresses mode
- 10 Highlights LED status cluster
- Onsite Adjustable Parameters
- Loop or external power input
- Aesthetically pleasing design
- Wall mount

**Technical Specification**

| | |
|---|---|
| Input Voltage | Loop Power: 24VDC [18V to 27.5V]<br>External PSU: 24 VDC [20V to 27.5V] |
| Typical Current<br>[Loop and External PSU] | Loop: Standby 0.7mA, Alarm: 1.5mA<br>External PSU: Standby 0.6mA, Alarm: 17mA |
| Saving Current | Standby 1.2mA, Alarm: 9mA[Loop powered] |
| Protocol/Addressing | T&A, Value range from 1 to 254 |
| Dual Address | 1st Alert Tone / 2nd Evacuate tone |
| Sound Level Pressure | 99 dB(A) at 1 meter/ tone 14 |
| Strobe Light | 10 Highlights LED |
| Material / Colour | ABS / RED Glossy finishing |
| Dimension / Height | L:152.5 x W:88.5 x H:46.75 mm (without base) |
| Weight | 184g (with Base), 124g (Without Base) |
| Class | Type A, Indoors , IP21 Ingress Rating |
| Operating Temperature | -10°C to +50°C |
| Humidity | 0 to 95% RH, Non condensing |

**TX7708**

**8 Zone Fire Emergency Telephone**

**Feature and Benefits**

- 8 Zone addressable fire telephone center wall mounted Panel
- 2-way voice communication and can call panel to panel
- Networkable up to 8 Fire Telephone panels and each zone supports up to 5 fire phone station and
- Call divert feature to the main panel if slave panel do not attend the call
- Operator can ring remote phones and can select group call.
- Communication line and network cable monitoring
- Built-in Sounder and Mute button

**Technical Specification**

| | |
|---|---|
| Operating Voltage | 24 VDC (External EN54-4 PSU is required)<br>Recommended PSU is TX24-5A or 10A |
| Standby Current | 150mA |
| Alarm Current | 750mA Maximum |
| Panel to Panel Network | Up to 8 units |
| Zone Capacity | Up to 8 zones |
| Remote phone per zone | Up to 5 Fixed or 5 Hands-free or 7 jack socket |
| Frequency | 300 to 3400 Hertz |
| Crosstalk | -60dB |
| Transmission Loss | 5dB |
| End of Line Resistor | 10kΩ±0.5KΩ |
| Communication Cable | 2x1.00mm2 RF/less than 20ohms Impedance |
| Material / Colour | Flat sheet Metal / Dark Gray |
| Dimension | 400.5mm x 280mm x 100mm |
| IP Grade/Gross Weight | IP30 Indoor Use / 4.15Kg |
| Temperature | -5°C to +40°C |
| Relative Humidity | ≤95%, non-condensing |

**TX7724**

**24 Zone Fire Emergency Telephone**

**Feature and Benefits**

- 24 Zone addressable fire telephone center on standard 19inch 3U rack mounting
- 2-way voice communication and call panel to panel with Automatic voice recording feature
- Other features are identical to TX7708

**Technical Specification**

| | |
|---|---|
| Operating Voltage | 24 VDC (External EN54-4 PSU is required)<br>Recommended PSU is TX24-5A or 10A |
| Standby Current | 200mA |
| Alarm Current | 1000mA Maximum |
| Panel to Panel Network | Up to 8 units |
| Zone Capacity | Up to 24 zones |
| Remote phone per zone | Up to 5 Fixed or 5 Hands-free or 7 jack socket |
| Frequency | 300 to 3400 Hertz |
| Crosstalk | -60dB |
| Transmission Loss | 5dB |
| End of Line Resistor | 10kΩ±0.5KΩ |
| Communication Cable | 2x1.00mm2 RF/less than 20ohms Impedance |
| Material / Colour | Flat sheet Metal / Dark Gray |
| Dimension | 482.5mm x 132.5mm x 225mm |
| IP Grade/Gross Weight | IP30 Indoor Use / 4.2Kg |
| Temperature | -5°C to +40°C |
| Relative Humidity | ≤95%, non-condensing |

**TX7771**

**Fire Telephone Jack**

**Technical Specification**

| | |
|---|---|
| Number of units per zone | Up to 7 units |
| Jack Size | 6mm |
| Material / Colour | ABS / RED Glossy finishing |
| Dimension | L:85 x H:85 x W:12 mm |
| Mounting | Surface Moubting -back box is required |
| Operating Temperature | -10°C to +50°C |
| Humidity | 0 to 95% RH, Non condensing |

**TX7772**

**Mobile Handset**

**Technical Specification**

| | |
|---|---|
| Operating Current | 17 to 31 mA |
| Frequency Range | 300 to 3400 Hz |
| Voice Distortion | Less than 10% |
| Phone Plug Size | 6mm |
| Material / Colour | ABS / RED |
| Class | Type A, Indoors , IP21 Ingress Rating |
| Operating Temperature | -10°C to +50°C |
| Humidity | 0 to 95% RH, Non condensing |

**TX7773**

**Hands Free Fire Phone Station**

**Technical Specification**

| | |
|---|---|
| Standby Current | 0.4 mA |
| Operating Current | 30 mA |
| Frequency Range | 300 to 3400 Hz |
| Voice Distortion | Less than 10% |
| Ringing Decibel | 70dB (A) |
| Material / Colour | ABS / RED |
| Mounting | Surface Mount |
| Dimension | L:80 x H:160 x W:34 mm |
| Operating Temperature | -10°C to +50°C |
| Humidity | 0 to 95% RH, Non condensing |

**TX7774**

**Fixed Fire phone Station**

**Technical Specification**

| | |
|---|---|
| Standby Current | 0.6 mA |
| Operating Current | 31 mA |
| Frequency Range | 300 to 3400 Hz |
| Voice Distortion | Less than 10% |
| Ringing Decibel | 70dB (A) |
| Material / Colour | ABS / RED |
| Mounting | Surface Mount |
| Dimension | L:146 x H:234 x W:60 mm |
| Operating Temperature | -10°C to +50°C |
| Humidity | 0 to 95% RH, Non condensing |

## TNA SYSTEM FLATFORM

### Centralise Monitoring System

### TX7004 Intelligent Addressable Fire Alarm Control Panel

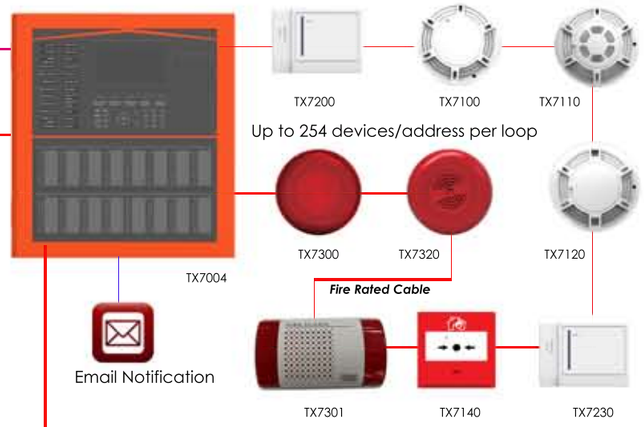


*Fire Rated Cable*
*(CanBus Signal)*

Network up to 512
Control Panels

3Km Between panels

### Fire Emergency Telephone System

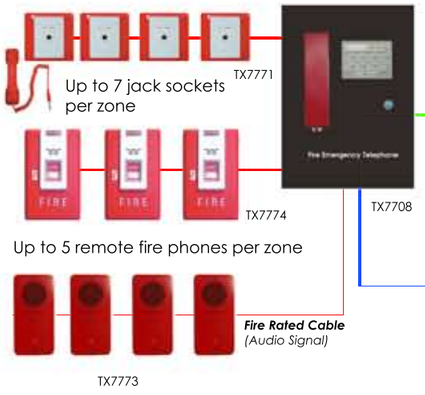


### Fire Detection System

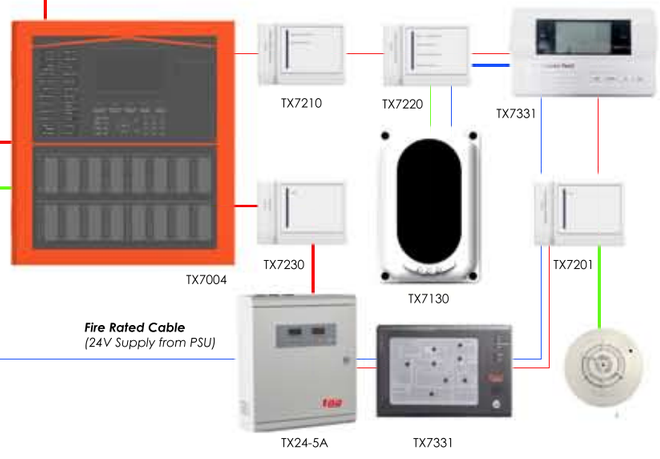


## TNA SYSTEMS

### Voice Alarm and Public Address System



### Wireless Module System
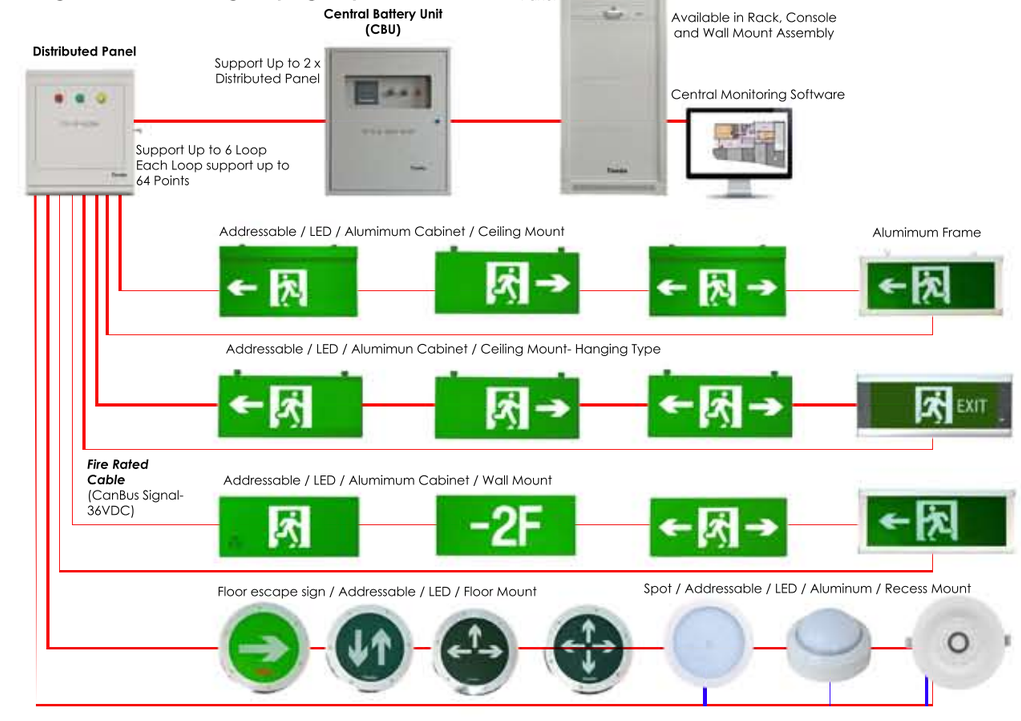
### Intelligent Exit and Emergency Light System